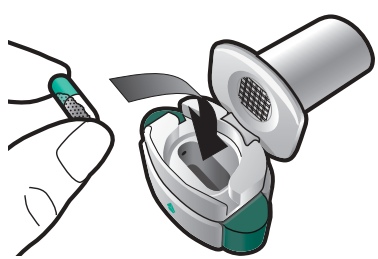
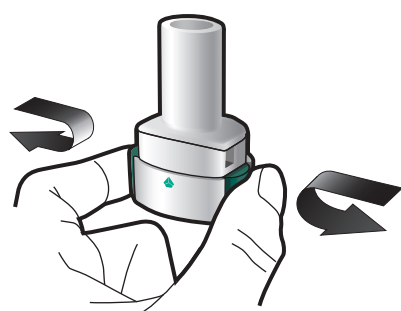


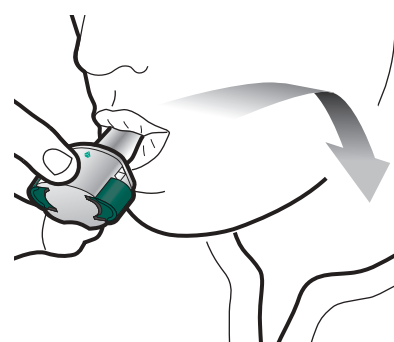
Please read full instructions for use of Enerzair Breezhaler inhaler before use.



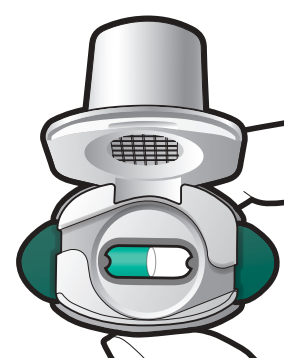
Insert



Pierce and release



Inhale deeply



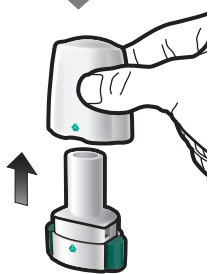
Check capsule is empty

1

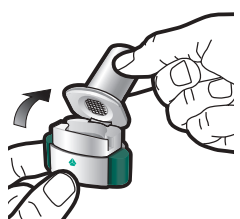
2

3

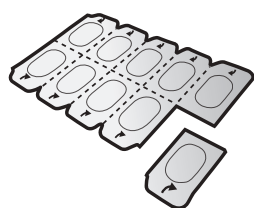
Check




Step 1a:
Pull off cap




Step 1b:
Open inhaler



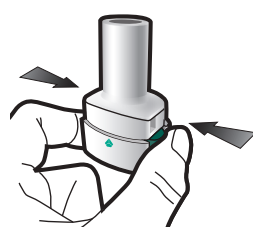
Step 1c:
Remove capsule
Separate one of the blisters from the blister card. Peel open the blister and remove the capsule. Do not push the capsule through the foil. Do not swallow the capsule.




Step 1d:
Insert capsule
Never place a capsule directly into the mouthpiece.



Step 1e:
Close inhaler



Step 2a:
Pierce capsule once
Hold the inhaler upright. Pierce capsule by firmly pressing both side buttons at the same time. You should hear a noise as the capsule is pierced. Only pierce the capsule once.



Step 2b:
Release side buttons



Step 3a:
Breathe out fully
Do not blow into the inhaler.

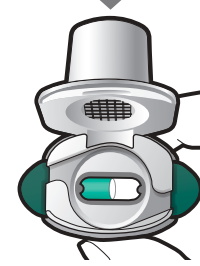


Step 3b:
Inhale medicine deeply
Hold the inhaler as shown in the picture. Place the mouthpiece in your mouth and close your lips firmly around it. Do not press the side buttons. Breathe in quickly and as deeply as you can. During inhalation you will hear a whirring noise. You may taste the medicine as you inhale.



Step 3c:
Hold breath
Hold your breath for up to 5 seconds.

Step 3d:
Rinse mouth
Rinse your mouth with water after each dose and spit it out.



Check capsule is empty
Open the inhaler to see if any powder is left in the capsule.

If there is powder left in the capsule:

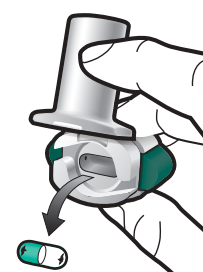
- Close the inhaler.
- Repeat steps 3a to 3d.



Powder remaining



Empty



Remove empty capsule
Put the empty capsule in your household waste.

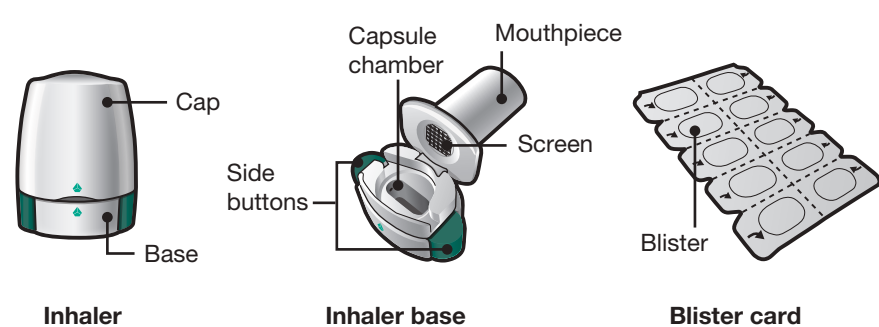
Close the inhaler and replace the cap.

Important Information

- Enerzair Breezhaler capsules must always be stored in the blister card and only removed immediately before use.
- Do not push the capsule through the foil to remove it from the blister.
- Do not swallow the capsule.
- Do not use the Enerzair Breezhaler capsules with any other inhaler.
- Do not use the Enerzair Breezhaler inhaler to take any other capsule medicine.
- Never place the capsule into your mouth or the mouthpiece of the inhaler.
- Do not press the side buttons more than once.
- Do not blow into the mouthpiece.
- Do not press the side buttons while inhaling through the mouthpiece.
- Do not handle capsules with wet hands.
- Never wash your inhaler with water.

Your Enerzair Breezhaler Inhaler pack contains:

- One Enerzair Breezhaler inhaler
- One or more blister cards, each containing 10 Enerzair Breezhaler capsules to be used in the inhaler



Frequently Asked Questions

Why didn't the inhaler make a noise when I inhaled?

The capsule may be stuck in the capsule chamber. If this happens, carefully loosen the capsule by tapping the base of the inhaler. Inhale the medicine again by repeating steps 3a to 3d.

What should I do if there is powder left inside the capsule?

You have not received enough of your medicine. Close the inhaler and repeat steps 3a to 3d.

I coughed after inhaling – does this matter?

This may happen. As long as the capsule is empty you have received enough of your medicine.

I felt small pieces of the capsule on my tongue – does this matter?

This can happen. It is not harmful. The chances of the capsule breaking into small pieces will be increased if the capsule is pierced more than once.

Cleaning the inhaler

Wipe the mouthpiece inside and outside with a clean, dry, lint-free cloth to remove any powder residue. Keep the inhaler dry. Never wash your inhaler with water.

Disposing of the inhaler after use

Each inhaler should be disposed of after all capsules have been used. Ask your pharmacist how to dispose of medicines and inhalers that are no longer required.